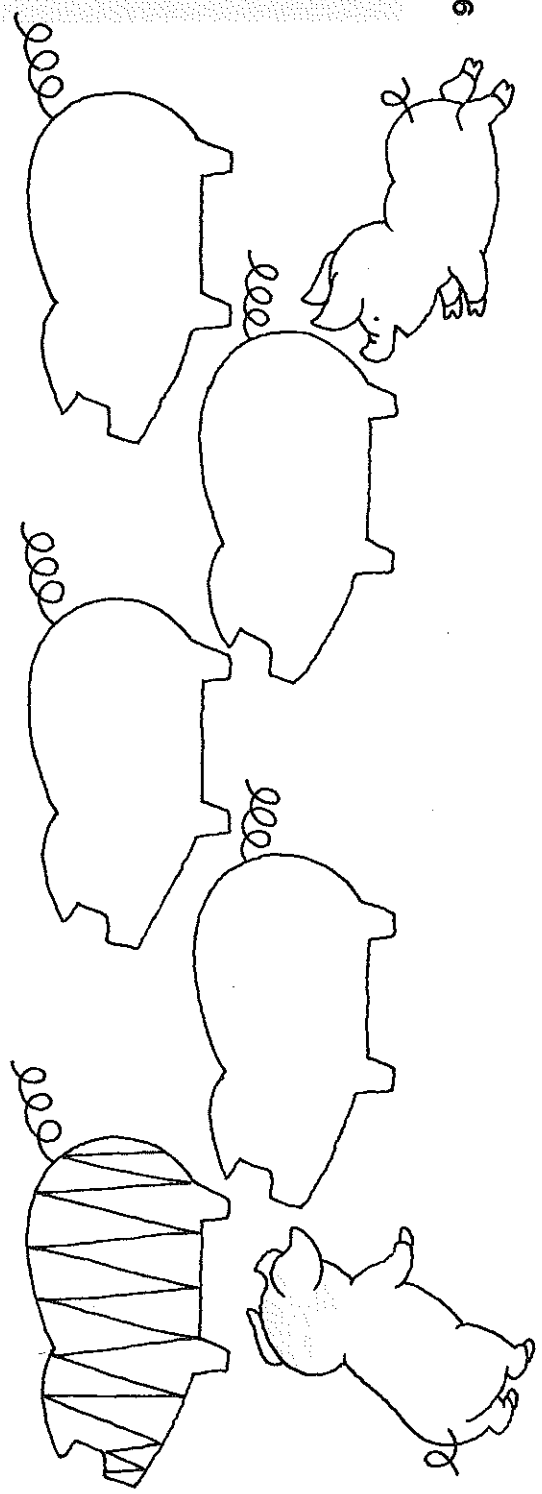
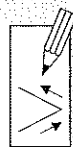


Handwritten cursive 'p' characters on a set of three horizontal lines.


Traced cursive 'p' characters on a set of three horizontal lines.


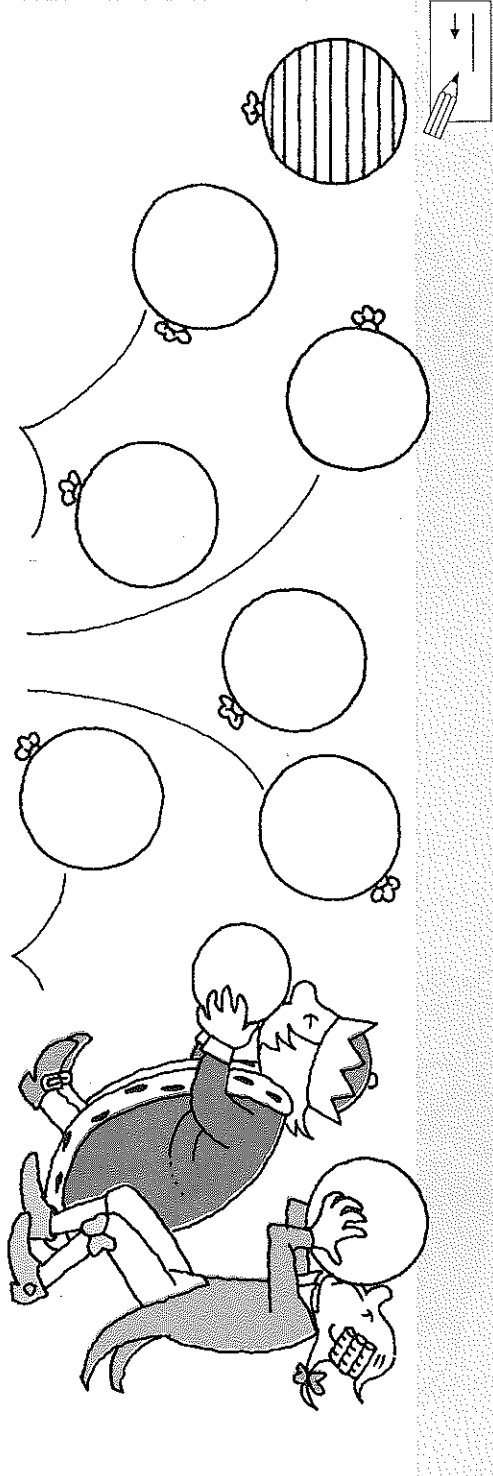

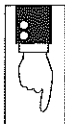


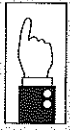
Handwritten cursive 'p' characters on a set of three horizontal lines.

Traced cursive 'p' characters on a set of three horizontal lines.

Traced cursive 'p' characters on a set of three horizontal lines.

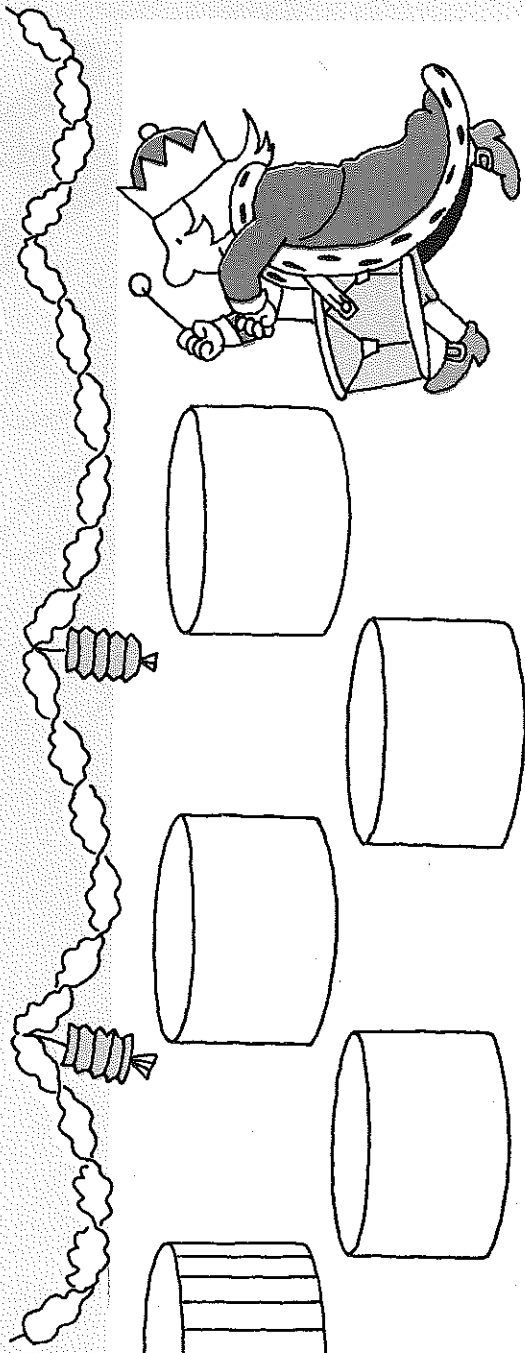

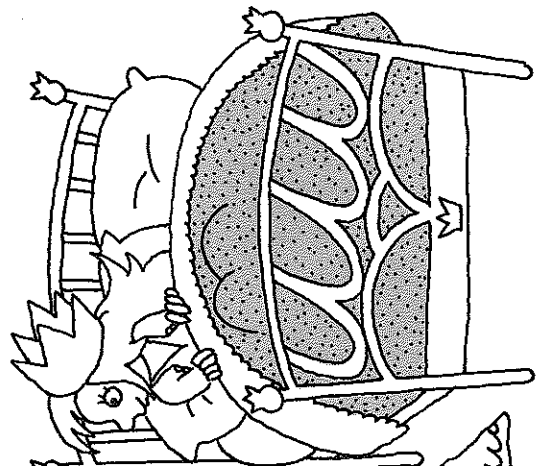


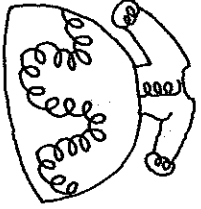
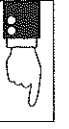




WA WA WA

WA WA WA






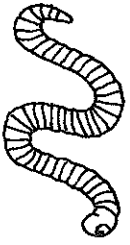
Handwriting practice for the letter 'r'. The letter is written in a cursive style on a set of three horizontal lines. A solid dot is placed on the middle line to indicate the starting point for the letter.



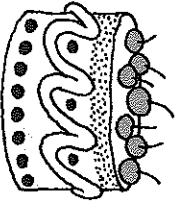
Handwriting practice for the letter 'm'. The letter is written in a cursive style on a set of three horizontal lines. A solid dot is placed on the middle line to indicate the starting point for the letter.



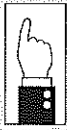
Handwriting practice for the letter 'e'. The letter is written in a cursive style on a set of three horizontal lines. A solid dot is placed on the middle line to indicate the starting point for the letter.



Handwriting practice for the letter 'n'. The letter is written in a cursive style on a set of three horizontal lines. A solid dot is placed on the middle line to indicate the starting point for the letter.


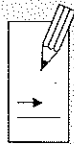


Handwriting practice for the letter 'm'. The letter is written in a cursive style on a set of three horizontal lines. A solid dot is placed on the middle line to indicate the starting point for the letter.



lll lll lll

lll lll lll



lll

lll

lll

